



J.R. CARR

T&E TRANSPORT TRAILER

The following photo's show a stacker trailer we built for J.R. Carr in the Spring of 2009. This is a larger stacker trailer with a host of popular options. The purpose of this document is to show just what is possible when we coordinate with a customer to custom build a professional grade race trailer that perfectly fits the needs of the individual customer.

[Email: earl@tande-racetrailers.com](mailto:earl@tande-racetrailers.com)



Exterior road side view



Exterior curb side view



Exterior curb side view



Exterior curb side view



Exterior road side view



Exterior road side view – hooking up to motorhome



Exterior road side view



Exterior front curb side view



View of hitch and hydraulic landing legs



Exterior road side view



Exterior road side view



Exterior curb side view



View of the front box assembly – door is over clutch grinder compartment



View of interior of clutch grinder compartment with sliding tray



View of main double entry doors with sliding glass doors within




View of main double entry doors with sliding glass doors within




View of main double entry doors - note toolbox, can racks and pit speakers



View of the front box assembly over hitch



View of custom hitch – note smooth appearance



View of custom hitch – note smooth appearance



View of access ladder and power plug on curb side of front box assembly



View of the top of the front box unit on curb side – A/C unit is behind screen



View of the lower portion of the front box unit on curb side



View of access ladder to attic level – A/C air handler cabinet is at left w/screen



View of front portion of the work area – note engine changer beam at top



View of front portion of the work area inside trailer



View of main work bench in lower level work area – note can racks, rubber top



View of main work bench in lower level work area –can racks, rubber bench top



View of lower level work and storage area looking towards rear of trailer



View of lower level storage closet with shelving by main entry doorway



View of lower level work area closet with storage for portable sink



View of lower level work - dual Lista cabinets under work bench



View of lower level work - entertainment center located on road side wall



View of lower level work looking towards front of trailer on road side



View of lower level work and storage area - closets and jug cabinets




View of lower level work and storage area - portable step for rear side door



View of lower level work and storage area looking towards front of trailer



View of lower level work and storage area looking towards front of trailer



Lower level work and storage area – view of trolley on engine changer beam



Lower work and storage area – switch and gen. gauge panels by main entry door



Lower level work and storage area – road side storage cabinets



Lower level work and storage area – road side storage cabinets




Lower level work and storage area – curb side storage cabinets



View of lower level work and storage area - air and electrical reels inside cabinet



View of lower level work and storage area - storage cabinet by rear side entry door



View of lower level work and storage area - air and electrical reels inside cabinet



View of lower level work and storage area - cabinet with sliding drawer trays



View of lower level work and storage area - cabinet w/sliding tray and fixed shelving



Cabinet w/sliding shelves for trans and rear end 3rd member storage



Cabinet w/sliding shelves for trans and rear end 3rd member storage



Large cabinet with double doors in lower work and storage area



Large cabinet with double doors in lower work and storage area



View of the rear lift gate door in the lowered position



View of the rear lift gate door in the lowered position



Cabinets on road side with large flip down doors - used as work surfaces



Cabinets on road side with large flip down doors - used as work surfaces



Cabinet on road side with large flip down door - used as work surface for PC station



Front wall of upper level with dual slick mounts – grab handle for ladder in between



Upper level on the road side – wall mounted arrow flip bench/tables



View of upper level of trailer – note awning pole, table storage at left




View of arrow table storage in upper level



View of upper level of trailer – note ceiling lighting along with 12V dome lamps



View of upper level of trailer at front wall – slick hanger and junction box



View of upper level of trailer – front wall with slick hanger and ladder grab handle



View of lower level ceiling at front wall – sliding access hatch to upper level



Upper level on curb side wall – ladder and awning pole storage



Upper level looking towards rear of trailer – trailer spare tire at right



Upper level looking towards rear of trailer – trailer spare tire at right



Rear side entry door w/trays – note air/electrical reel compartment above wheel well



View of rear of trailer with lift gate in lowered position



View of rear of trailer - attic level with awning pole and ladder storage



Lift gate hydraulics compartment on road side of trailer



Weather station plug in at top of the rear road side wall